

2022 WASHITA COUNTY ASSESSOR'S OFFICE REPORT TO THE EXCISE BOARD

08/09/2022

City/Village								
DISTRICT	DESCRIPTION	PERSONAL PROPERTY	REAL PROPERTY	PUBLIC SERVICE	TOTAL VALUATION	HOMESTEAD EXEMPTIONS	OTHER EXEMPTIONS	NET VALUATION
T01	CordellCity	1,953,654	10,284,497	417,897	12,656,048	579,527	129,919	11,946,602
T02	SentinelCity	304,849	1,825,982	401,796	2,532,627	155,652	35,054	2,341,921
T03	#10 Dill City	86,129	877,380	209,077	1,172,586	99,031	15,782	1,057,773
T04	#11 Foss City	21,622	274,907	201,080	497,609	29,623	2,680	465,306
T05	Canute City	183,264	1,949,922	334,106	2,467,292	134,432	17,755	2,315,105
T06	#1 Rocky City	103,950	429,283	148,868	682,101	39,788	0	642,313
T07	#78 Bessie City	371,617	457,931	216,998	1,046,546	53,401	3,480	989,665
T08	Colony	2,325	539,997	35,633	577,955	25,496	17,549	534,910
T09	Corn	35,322	1,434,007	140,402	1,609,731	98,250	13,634	1,497,847
T10	Burns Flat City	470,351	3,082,375	674,953	4,227,679	190,334	64,137	3,973,208
CITY/VILLAGE TOTAL VALUATION		3,533,083	21,156,281	2,780,810	27,470,174	1,405,534	299,990	25,764,650

County								
DISTRICT	DESCRIPTION	PERSONAL PROPERTY	REAL PROPERTY	PUBLIC SERVICE	TOTAL VALUATION	HOMESTEAD EXEMPTIONS	OTHER EXEMPTIONS	NET VALUATION
C001	Washita County General	67,041,847	56,206,758	24,979,581	148,228,186	2,265,591	555,374	145,407,221
COUNTY TOTAL VALUATION		67,041,847	56,206,758	24,979,581	148,228,186	2,265,591	555,374	145,407,221

Other								
DISTRICT	DESCRIPTION	PERSONAL PROPERTY	REAL PROPERTY	PUBLIC SERVICE	TOTAL VALUATION	HOMESTEAD EXEMPTIONS	OTHER EXEMPTIONS	NET VALUATION
EMS	EMS	3,950,445	3,008,160	2,302,523	9,261,128	52,814	44,624	9,163,690
OTHER TOTAL VALUATION		3,950,445	3,008,160	2,302,523	9,261,128	52,814	44,624	9,163,690

School								
DISTRICT	DESCRIPTION	PERSONAL PROPERTY	REAL PROPERTY	PUBLIC SERVICE	TOTAL VALUATION	HOMESTEAD EXEMPTIONS	OTHER EXEMPTIONS	NET VALUATION
#003 MIV	J-003 MivViewGotb (JOINT)	3,950,445	3,008,160	2,302,523	9,261,128	52,814	44,624	9,163,690
#1 Senti	I-1 Sentinel	16,498,322	8,669,479	6,932,982	32,100,783	329,273	54,834	31,716,676
#10 BFla	I-10 Burns Flat-Dill City	5,721,026	8,282,245	4,654,663	18,657,934	436,509	137,825	18,083,600
#11 Canu	#11 Canute	7,648,934	7,115,147	4,307,666	19,071,747	302,055	59,360	18,710,332
#2 Merri	J-2 Merritt (JOINT)	2,810	1,153	42,951	46,914	0	0	46,914

2022 WASHITA COUNTY ASSESSOR'S OFFICE REPORT TO THE EXCISE BOARD

#26 Weat	J-26 Weatherford (JOINT)	2,098,684	1,191,349	16,279	3,306,312	29,000	38,650	3,238,662
#33 Carn	J-33 Carnegie (JOINT)	148,052	751,989	254,760	1,154,801	27,435	8,630	1,118,736
#6 Elk C	J-6 Elk City (JOINT)	486,960	914,729	1,324,710	2,726,399	20,787	0	2,705,612
#78 Cord	#78 Cordell	19,227,987	23,790,365	4,425,937	47,444,289	1,001,775	205,858	46,236,656
#99 Clin	J-99 Clinton (JOINT)	11,252,827	2,436,493	716,273	14,405,593	65,943	5,593	14,334,057
J-11 HYD	Hydro-Eakly (JOINT)	5,800	45,649	837	52,286	0	0	52,286
SCHOOL TOTAL VALUATION		67,041,847	56,206,758	24,979,581	148,228,186	2,265,591	555,374	145,407,221

Vo-Tech


DISTRICT	DESCRIPTION	PERSONAL PROPERTY	REAL PROPERTY	PUBLIC SERVICE	TOTAL VALUATION	HOMESTEAD EXEMPTIONS	OTHER EXEMPTIONS	NET VALUATION
Votec #1	WESTERN TECH #12	62,937,550	52,400,960	22,421,461	137,759,971	2,185,342	502,120	135,072,509
Votech #	CADDO KIOWA #2	4,104,297	3,805,798	2,558,120	10,468,215	80,249	53,254	10,334,712
VO-TECH TOTAL VALUATION		67,041,847	56,206,758	24,979,581	148,228,186	2,265,591	555,374	145,407,221

I, Krystle Uecke, Assessor of Washita County Oklahoma, do hereby certify that the foregoing is a true and correct statement of valuations for Real Estate, Personal Property, Public Service and Homestead Exemptions as certified by the State Board of Equalization and shown by the records in the County Assessor's office. Subscribed by my name and affixed the seal of the County Assessor's office on this day of 07/26/2022.

State of Oklahoma)
) SS
 Washita County)

Krystle Uecke


Krystle Uecke
 County Assessor
 Washita County



I, Kristen Dowell, County Clerk of Washita County Oklahoma, do hereby certify that the above is a true, correct and complete list of the valuations of Washita County Oklahoma as certified by the Washita County Assessor's office.

Kristen Dowell

Kristen Dowell
 County Clerk
 Washita County



Excise Board:

Kend Wachup

Jamie Museck

08/04/22
 Date

Real	Count	Value
Agricultural	25	9,589
Commercial	229	2,425,265
Residential	1,530	7,849,643
Total Real Value	1,784	10,284,497
Homestead	562	579,527
Veteran	13	129,919
Other	0	0
Total Exempt	599	709,446

TIF Increment Value

Net Assessed 9,575,051

Net Assessed Under Protest

Senior Freeze	40	48,820
Capped Parcels	561	2,119,496

Personal	Count	Value
Agricultural	15	61,350
Commercial	123	1,868,492
Mobile Home	19	24,412
Total Personal	157	1,954,254
Total Exempt	3	600

TIF Increment Value

Net Assessed 1,953,654

Net Assessed Under Protest

Public Service	Count	Value
Total PS Value	10	417,897

TIF Increment Value

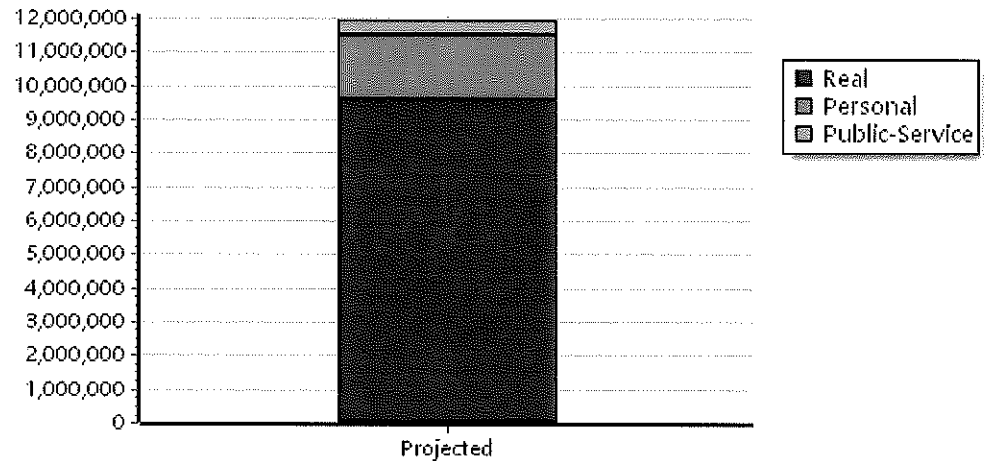
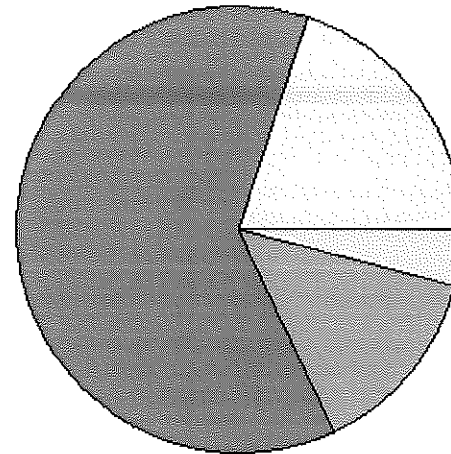
Net Assessed 417,897

District Totals

Total Gross Value	12,656,648
Homestead Loss	579,527
Other Exemption Loss	130,519
TIF Increment Value	
Retained TIF Value	
Net Assessed Value	11,946,602

Net Assessed Under Protest

* Public Service Protests Values are not included on this report.



Real	Count	Value
Agricultural	16	4,500
Commercial	57	286,087
Residential	485	1,535,395
Total Real Value	558	1,825,982
Homestead	155	155,652
Veteran	5	35,054
Other	0	0
Total Exempt	163	190,706

TIF Increment Value

Net Assessed 1,635,276

Net Assessed Under Protest

Senior Freeze	8	21,690
Capped Parcels	198	343,222

Personal	Count	Value
Agricultural	2	8,641
Commercial	21	289,046
Mobile Home	2	9,162
Total Personal	25	306,849
Total Exempt	1	2,000

TIF Increment Value

Net Assessed 304,849

Net Assessed Under Protest

Public Service	Count	Value
Total PS Value	8	401,796

TIF Increment Value

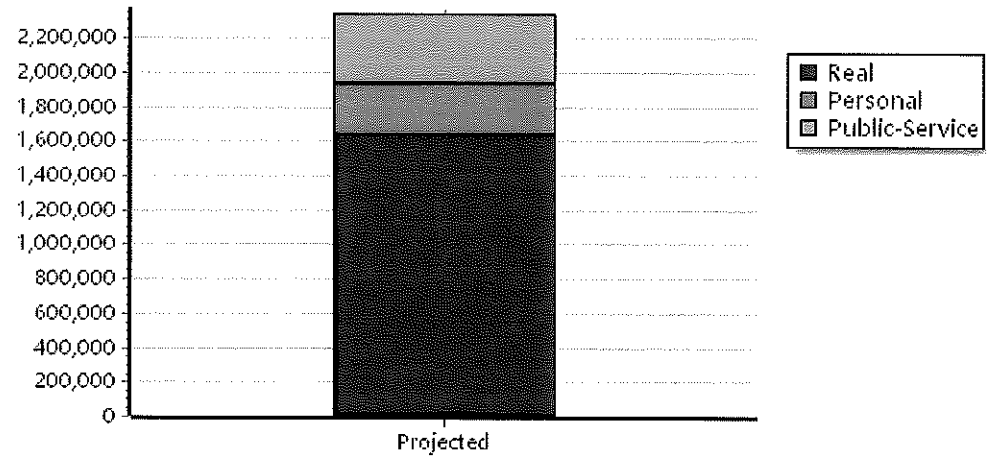
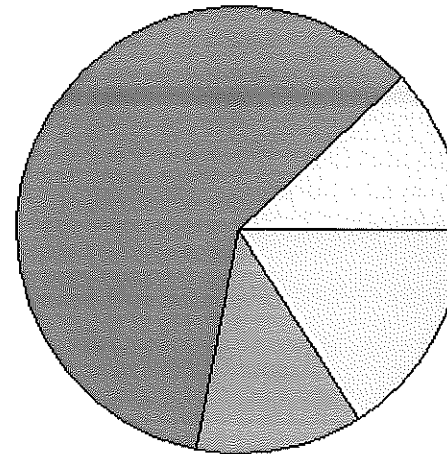
Net Assessed 401,796

District Totals

Total Gross Value	2,534,627
Homestead Loss	155,652
Other Exemption Loss	37,054
TIF Increment Value	
Retained TIF Value	
Net Assessed Value	2,341,921

Net Assessed Under Protest

* Public Service Protests Values are not included on this report.



Real	Count	Value
Agricultural	1	55
Commercial	24	59,443
Residential	328	817,882
Total Real Value	353	877,380
Homestead	97	99,031
Veteran	4	15,782
Other	0	0
Total Exempt	106	114,813

TIF Increment Value

Net Assessed 762,567

Net Assessed Under Protest

Senior Freeze	5	625
Capped Parcels	131	158,678

Personal	Count	Value
Agricultural	2	5,201
Commercial	10	80,588
Mobile Home	1	540
Total Personal	13	86,329
Total Exempt	1	200

TIF Increment Value

Net Assessed 86,129

Net Assessed Under Protest

Public Service	Count	Value
Total PS Value	8	209,077

TIF Increment Value

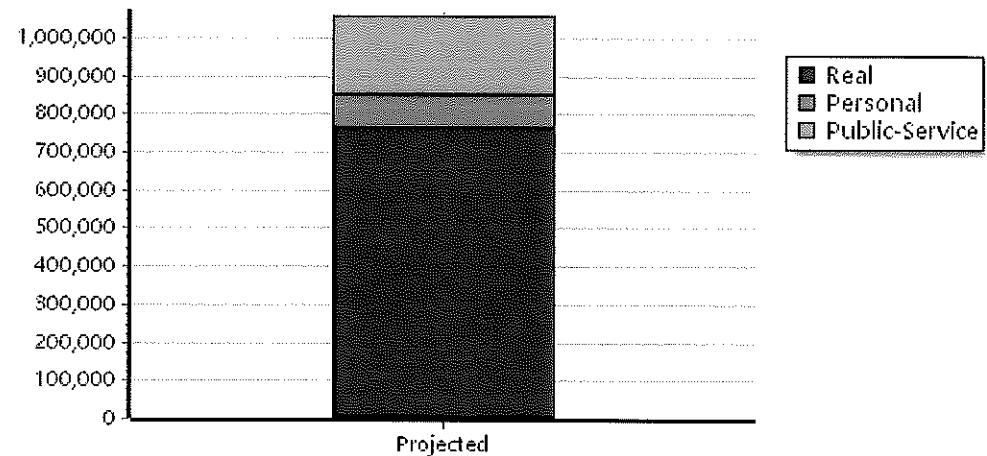
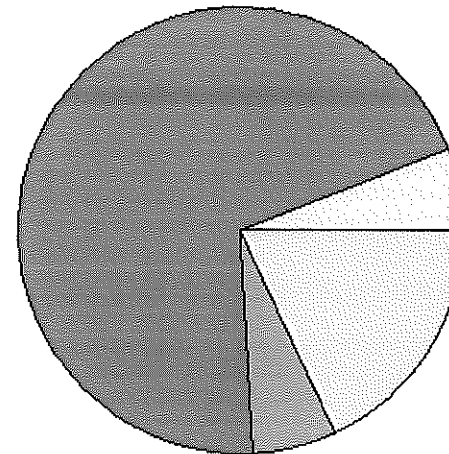
Net Assessed 209,077

District Totals

Total Gross Value	1,172,786
Homestead Loss	99,031
Other Exemption Loss	15,982
TIF Increment Value	
Retained TIF Value	
Net Assessed Value	1,057,773

Net Assessed Under Protest

* Public Service Protests Values are not included on this report.



Real	Count	Value
Agricultural	10	2,931
Commercial	3	8,504
Residential	114	263,472
Total Real Value	127	274,907
Homestead	29	29,623
Veteran	1	2,680
Other	0	0
Total Exempt	31	32,303

TIF Increment Value

Net Assessed 242,604

Net Assessed Under Protest

Senior Freeze	1	0
Capped Parcels	80	63,950

Personal	Count	Value
Agricultural	0	0
Commercial	3	1,032
Mobile Home	6	20,590
Total Personal	9	21,622
Total Exempt	0	0

TIF Increment Value

Net Assessed 21,622

Net Assessed Under Protest

Public Service	Count	Value
Total PS Value	9	201,080

TIF Increment Value

Net Assessed 201,080

District Totals

Total Gross Value	497,609
Homestead Loss	29,623
Other Exemption Loss	2,680

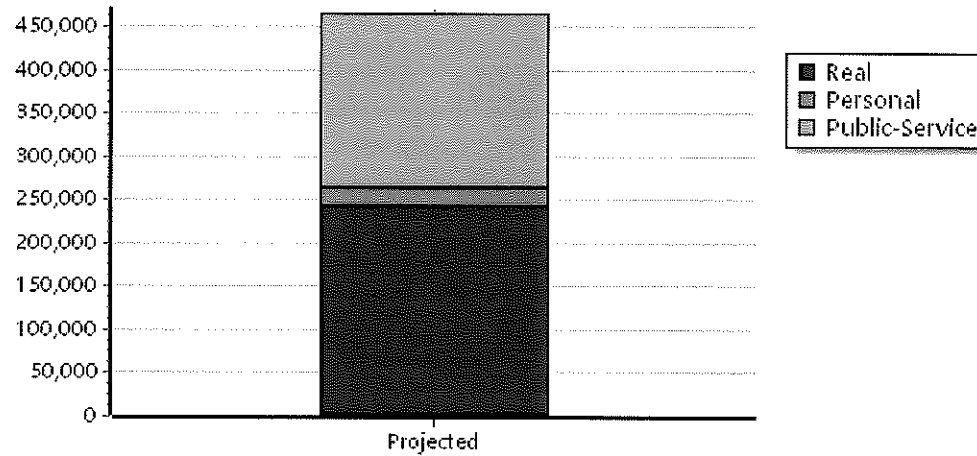
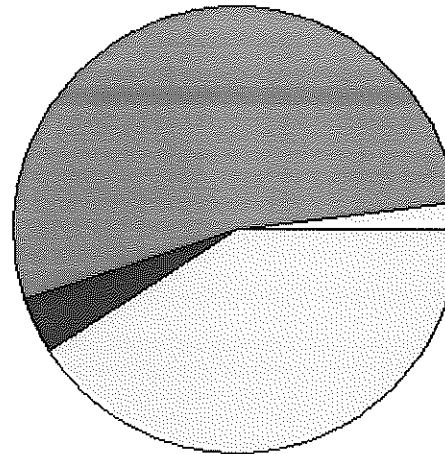
TIF Increment Value

Retained TIF Value

Net Assessed Value 465,306

Net Assessed Under Protest

* Public Service Protests Values are not included on this report.



Real	Count	Value
Agricultural	5	14,067
Commercial	28	291,365
Residential	288	1,644,490
Total Real Value	321	1,949,922
Homestead	132	134,432
Veteran	3	17,755
Other	0	0
Total Exempt	139	152,187

TIF Increment Value

Net Assessed 1,797,735

Net Assessed Under Protest

Senior Freeze	4	13,242
Capped Parcels	234	636,878

Personal	Count	Value
Agricultural	1	1,543
Commercial	18	131,430
Mobile Home	7	50,491
Total Personal	26	183,464
Total Exempt	1	200

TIF Increment Value

Net Assessed 183,264

Net Assessed Under Protest

Public Service	Count	Value
Total PS Value	10	334,106

TIF Increment Value

Net Assessed 334,106

District Totals

Total Gross Value	2,467,492
Homestead Loss	134,432
Other Exemption Loss	17,955

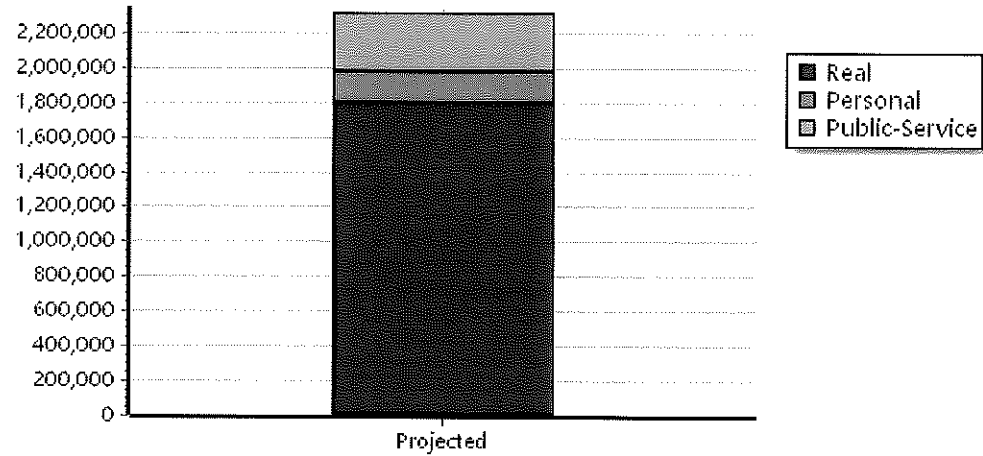
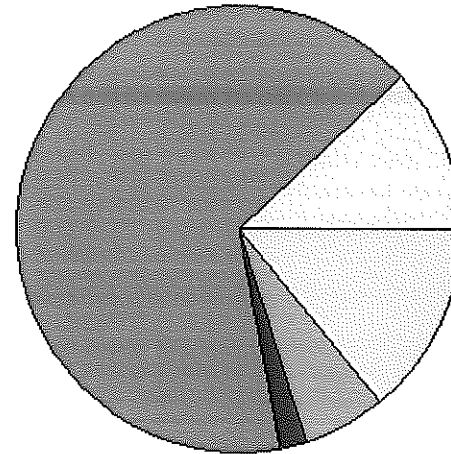
TIF Increment Value

Retained TIF Value

Net Assessed Value 2,315,105

Net Assessed Under Protest

* Public Service Protests Values are not included on this report.



Real	Count	Value
Agricultural	0	0
Commercial	19	91,000
Residential	148	338,283
Total Real Value	167	429,283
Homestead	36	39,788
Veteran	0	0
Other	0	0
Total Exempt	40	39,788

TIF Increment Value

Net Assessed 389,495

Net Assessed Under Protest

Senior Freeze	6	4,965
Capped Parcels	76	83,739

Personal	Count	Value
Agricultural	0	0
Commercial	7	103,950
Mobile Home	0	0
Total Personal	7	103,950
Total Exempt	0	0

TIF Increment Value

Net Assessed 103,950

Net Assessed Under Protest

Public Service	Count	Value
Total PS Value	6	148,868

TIF Increment Value

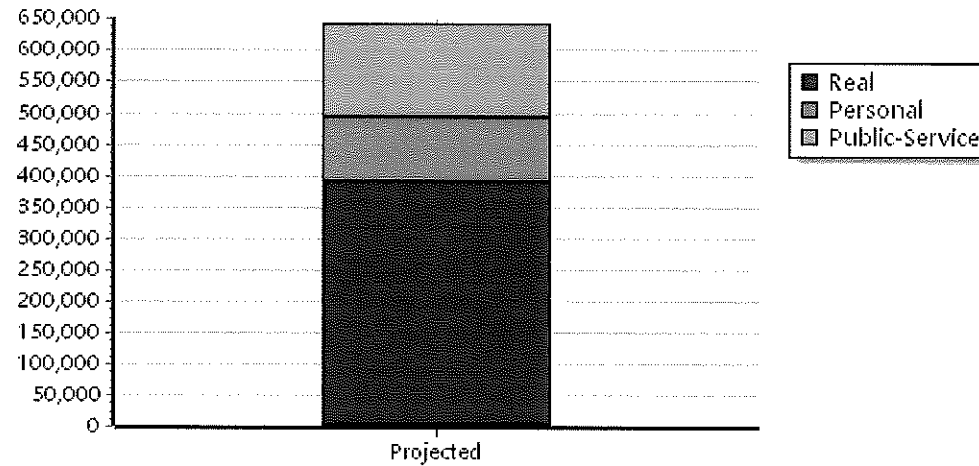
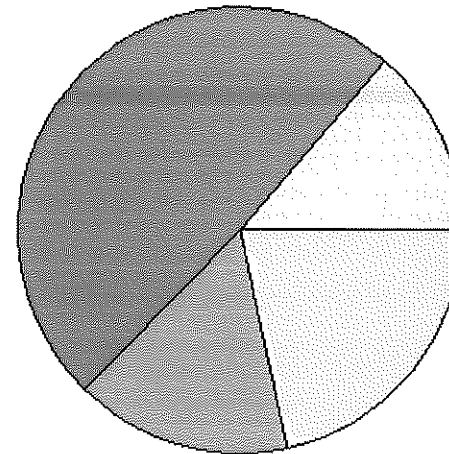
Net Assessed 148,868

District Totals

Total Gross Value	682,101
Homestead Loss	39,788
Other Exemption Loss	0
TIF Increment Value	
Retained TIF Value	
Net Assessed Value	642,313

Net Assessed Under Protest

* Public Service Protests Values are not included on this report.



Real	Count	Value
Agricultural	46	46,566
Commercial	10	24,284
Residential	135	387,081
Total Real Value	191	457,931
Homestead	52	53,401
Veteran	1	3,480
Other	0	0
Total Exempt	55	56,881

TIF Increment Value

Net Assessed 401,050

Net Assessed Under Protest

Senior Freeze	3	1,974
Capped Parcels	71	87,455

Personal	Count	Value
Agricultural	2	13,342
Commercial	10	345,948
Mobile Home	4	12,327
Total Personal	16	371,617
Total Exempt	0	0

TIF Increment Value

Net Assessed 371,617

Net Assessed Under Protest

Public Service	Count	Value
Total PS Value	6	216,998

TIF Increment Value

Net Assessed 216,998

District Totals

Total Gross Value 1,046,546

Homestead Loss 53,401

Other Exemption Loss 3,480

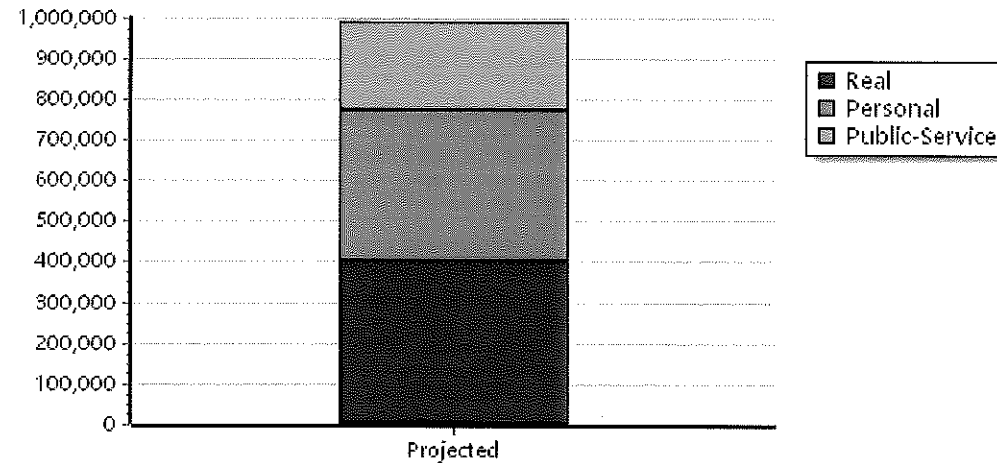
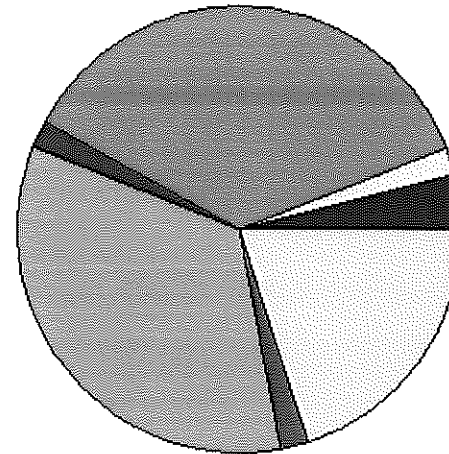
TIF Increment Value

Retained TIF Value

Net Assessed Value 989,665

Net Assessed Under Protest

* Public Service Protests Values are not included on this report.



Real	Count	Value
Agricultural	9	58,658
Commercial	4	9,880
Residential	95	471,459
Total Real Value	108	539,997
Homestead	26	25,496
Veteran	3	17,549
Other	0	0
Total Exempt	29	43,045

TIF Increment Value

Net Assessed 496,952

Net Assessed Under Protest

Senior Freeze	2	4,550
Capped Parcels	38	116,290

Personal	Count	Value
Agricultural	0	0
Commercial	1	2,325
Mobile Home	0	0
Total Personal	1	2,325
Total Exempt	0	0

TIF Increment Value

Net Assessed 2,325

Net Assessed Under Protest

Public Service	Count	Value
Total PS Value	5	35,633

TIF Increment Value

Net Assessed 35,633

District Totals

Total Gross Value 577,955

Homestead Loss 25,496

Other Exemption Loss 17,549

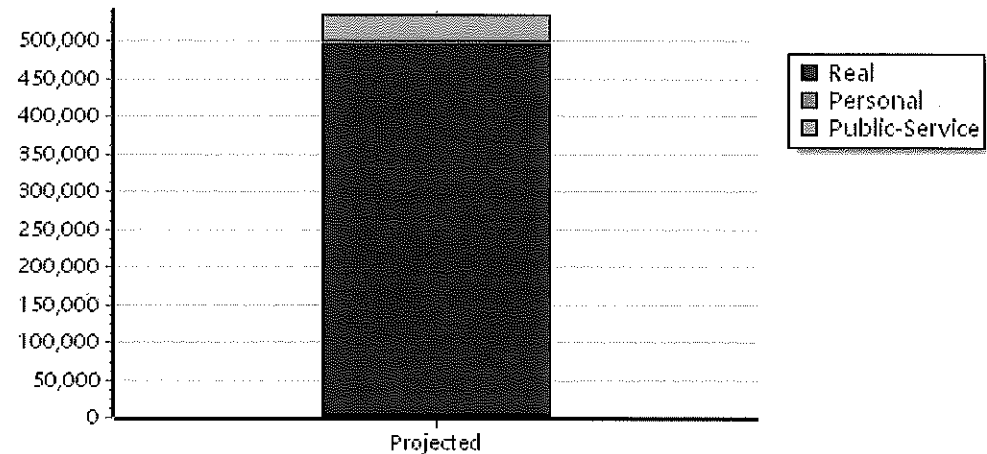
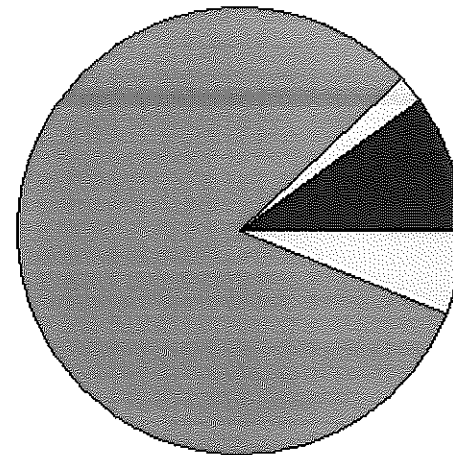
TIF Increment Value

Retained TIF Value

Net Assessed Value 534,910

Net Assessed Under Protest

* Public Service Protests Values are not included on this report.



Real	Count	Value
Agricultural	3	55,415
Commercial	18	46,986
Residential	245	1,331,606
Total Real Value	266	1,434,007
Homestead	97	98,250
Veteran	2	13,634
Other	0	0
Total Exempt	101	111,884

TIF Increment Value

Net Assessed 1,322,123

Net Assessed Under Protest

Senior Freeze	9	3,403
Capped Parcels	87	928,411

Personal	Count	Value
Agricultural	1	26,640
Commercial	1	8,682
Mobile Home	0	0
Total Personal	2	35,322
Total Exempt	0	0

TIF Increment Value

Net Assessed 35,322

Net Assessed Under Protest

Public Service	Count	Value
Total PS Value	4	140,402

TIF Increment Value


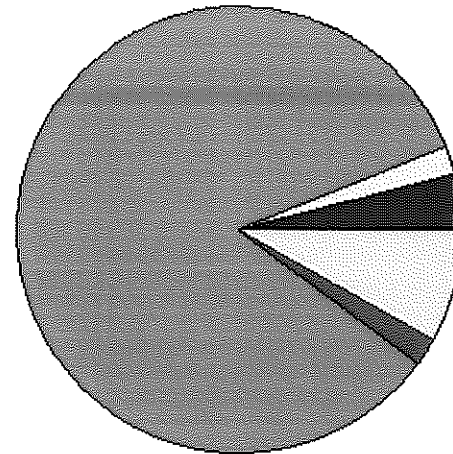
Net Assessed 140,402

District Totals

Total Gross Value	1,609,731
Homestead Loss	98,250
Other Exemption Loss	13,634
TIF Increment Value	
Retained TIF Value	
Net Assessed Value	1,497,847

Net Assessed Under Protest

* Public Service Protests Values are not included on this report.



Real	Count	Value
Agricultural	3	4,265
Commercial	39	308,475
Residential	648	2,769,635
Total Real Value	690	3,082,375
Homestead	187	190,334
Veteran	11	64,137
Other	0	0
Total Exempt	204	254,471

TIF Increment Value

Net Assessed 2,827,904

Net Assessed Under Protest

Senior Freeze	12	42,585
Capped Parcels	830	2,574,502

Personal	Count	Value
Agricultural	0	0
Commercial	26	470,351
Mobile Home	0	0
Total Personal	26	470,351
Total Exempt	0	0

TIF Increment Value

Net Assessed 470,351

Net Assessed Under Protest

Public Service	Count	Value
Total PS Value	8	674,953

TIF Increment Value

Net Assessed 674,953

District Totals

Total Gross Value	4,227,679
Homestead Loss	190,334
Other Exemption Loss	64,137

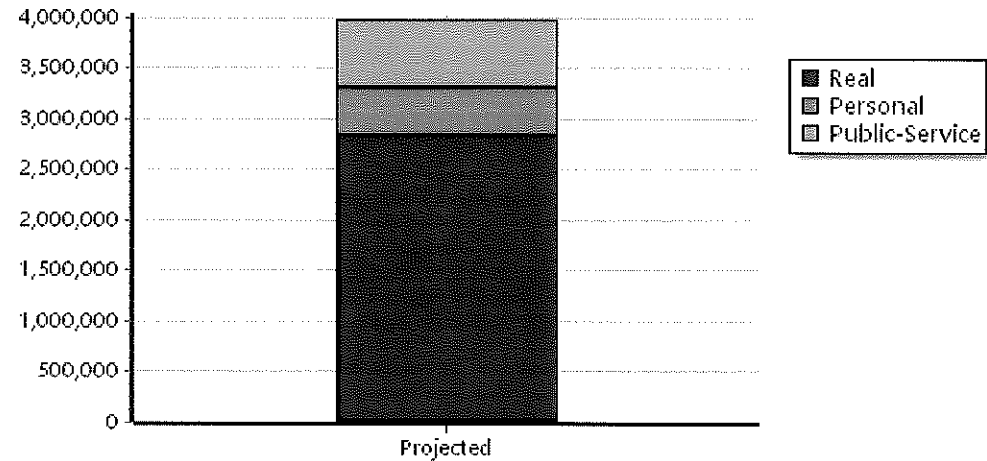
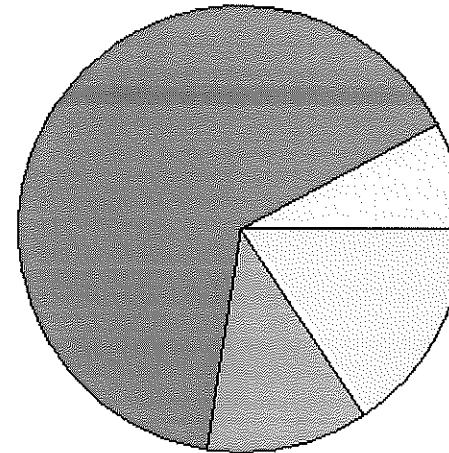
TIF Increment Value

Retained TIF Value

Net Assessed Value 3,973,208

Net Assessed Under Protest

* Public Service Protests Values are not included on this report.



Real	Count	Value
Agricultural	5,506	23,263,201
Commercial	565	5,182,163
Residential	5,130	27,761,394
Total Real Value	11,201	56,206,758
Homestead	2,234	2,265,591
Veteran	61	555,374
Other	0	0
Total Exempt	2,350	2,820,965

TIF Increment Value

Net Assessed		53,385,793
Net Assessed Under Protest	0	0
Senior Freeze	113	245,068
Capped Parcels	3,712	13,418,518

Personal	Count	Value
Agricultural	804	6,031,322
Commercial	576	60,243,267
Mobile Home	205	792,346
Total Personal	1,585	67,066,935
Total Exempt	75	25,088

TIF Increment Value

Net Assessed		67,041,847
Net Assessed Under Protest	3	5,560,701

Public Service	Count	Value
Total PS Value	181	24,979,581

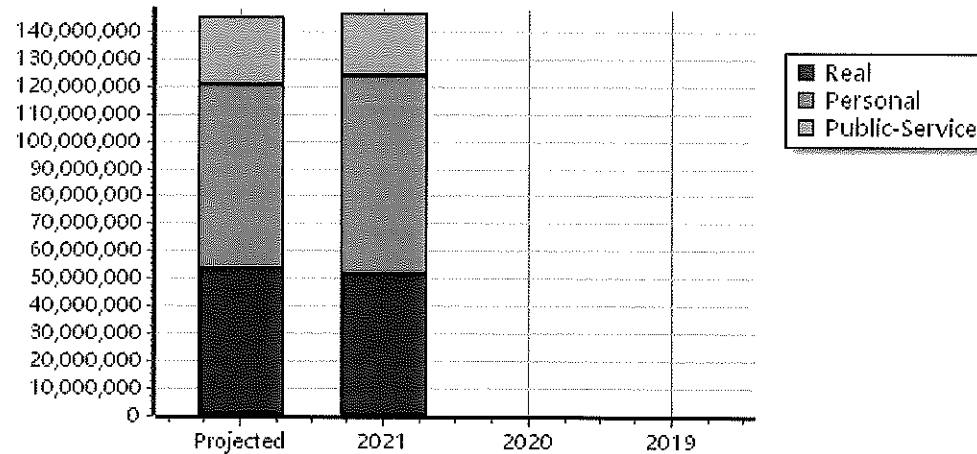
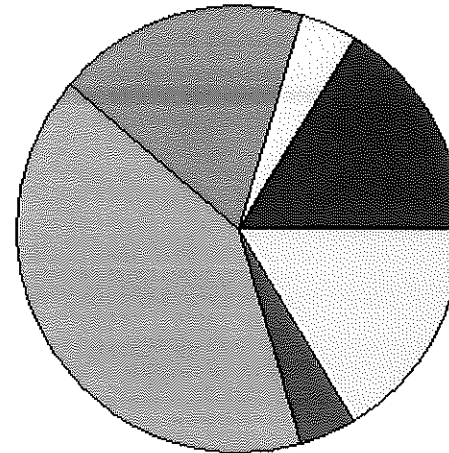
TIF Increment Value

Net Assessed		24,979,581
---------------------	--	-------------------

District Totals

Total Gross Value	148,253,274
Homestead Loss	2,265,591
Other Exemption Loss	580,462
TIF Increment Value	
Retained TIF Value	
Net Assessed Value	145,407,221
Net Assessed Under Protest	5,560,701

* Public Service Protests Values are not included on this report.



Real	Count	Value
Agricultural	609	2,530,461
Commercial	1	282
Residential	68	477,417
Total Real Value	678	3,008,160
Homestead	53	52,814
Veteran	3	44,624
Other	0	0
Total Exempt	56	97,438

TIF Increment Value

Net Assessed		2,910,722
Net Assessed Under Protest	0	0
Senior Freeze	2	16,048
Capped Parcels	79	189,039

Personal	Count	Value
Agricultural	54	376,881
Commercial	12	3,561,754
Mobile Home	2	12,610
Total Personal	68	3,951,245
Total Exempt	4	800

TIF Increment Value

Net Assessed		3,950,445
Net Assessed Under Protest	1	1,329,076

Public Service	Count	Value
Total PS Value	9	2,302,523

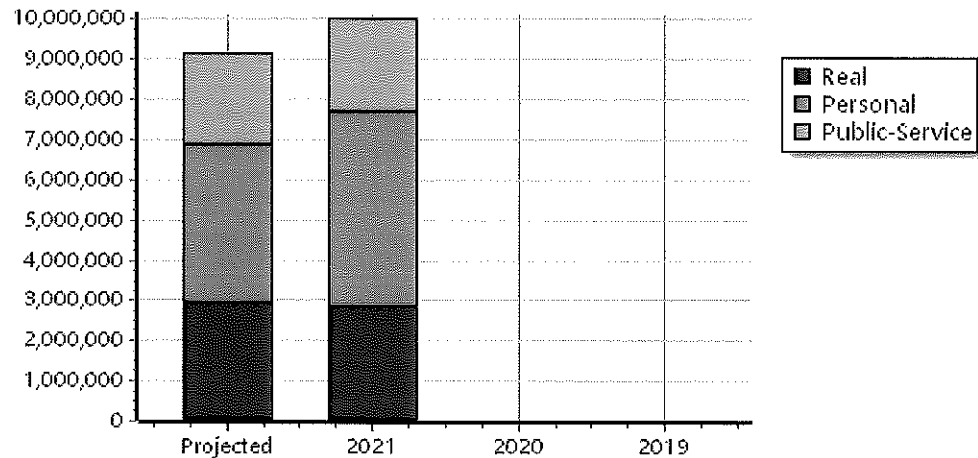
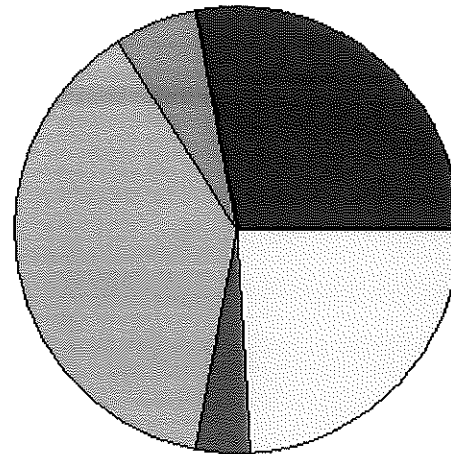
TIF Increment Value

Net Assessed		2,302,523
---------------------	--	------------------

District Totals

Total Gross Value	9,261,928
Homestead Loss	52,814
Other Exemption Loss	45,424
TIF Increment Value	
Retained TIF Value	
Net Assessed Value	9,163,690
Net Assessed Under Protest	1,329,076

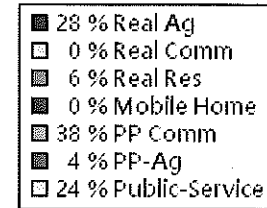
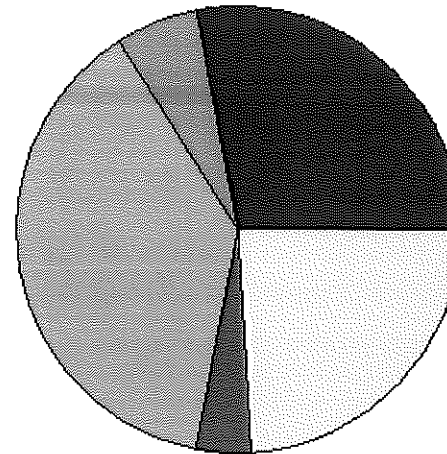
* Public Service Protests Values are not included on this report.



Real	Count	Value
Agricultural	609	2,530,461
Commercial	1	282
Residential	68	477,417
Total Real Value	678	3,008,160
Homestead	53	52,814
Veteran	3	44,624
Other	0	0
Total Exempt	56	97,438

TIF Increment Value

Net Assessed		2,910,722
Net Assessed Under Protest	0	0
Senior Freeze	2	16,048
Capped Parcels	79	189,039



Personal	Count	Value
Agricultural	54	376,881
Commercial	12	3,561,754
Mobile Home	2	12,610
Total Personal	68	3,951,245
Total Exempt	4	800

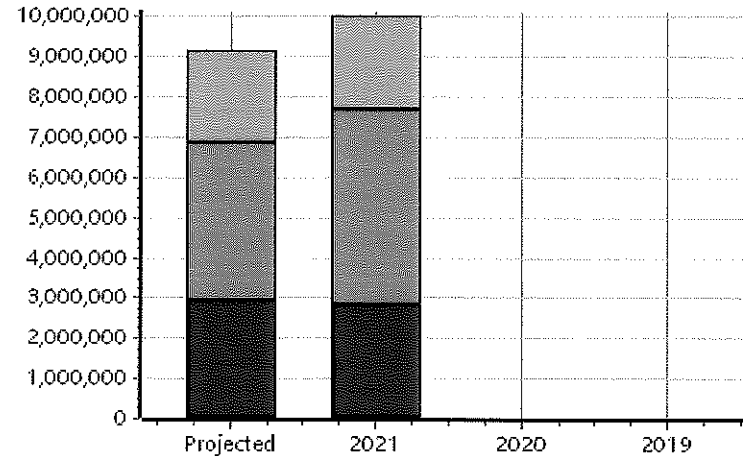
TIF Increment Value

Net Assessed		3,950,445
Net Assessed Under Protest	1	1,329,076

Public Service	Count	Value
Total PS Value	9	2,302,523

TIF Increment Value

Net Assessed		2,302,523
---------------------	--	------------------



District Totals

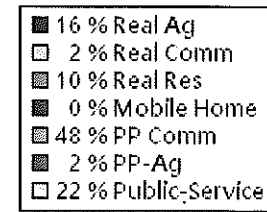
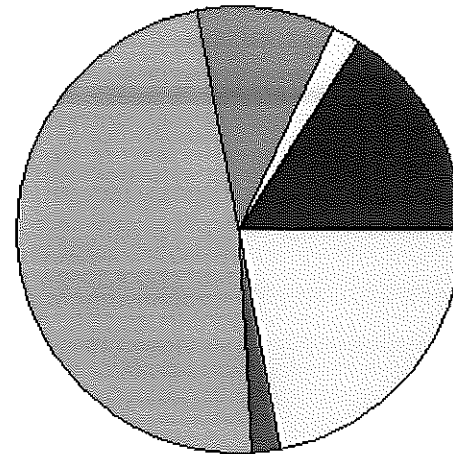
Total Gross Value	9,261,928
Homestead Loss	52,814
Other Exemption Loss	45,424
TIF Increment Value	
Retained TIF Value	
Net Assessed Value	9,163,690
Net Assessed Under Protest	1,329,076

* Public Service Protests Values are not included on this report.

Real	Count	Value
Agricultural	1,118	4,902,276
Commercial	90	410,995
Residential	814	3,356,208
Total Real Value	2,022	8,669,479
Homestead	325	329,273
Veteran	8	54,834
Other	0	0
Total Exempt	341	384,107

TIF Increment Value

Net Assessed		8,285,372
Net Assessed Under Protest	0	0
Senior Freeze	19	38,860
Capped Parcels	440	786,042



Personal	Count	Value
Agricultural	128	881,013
Commercial	79	15,549,614
Mobile Home	15	73,667
Total Personal	222	16,504,294
Total Exempt	13	5,972

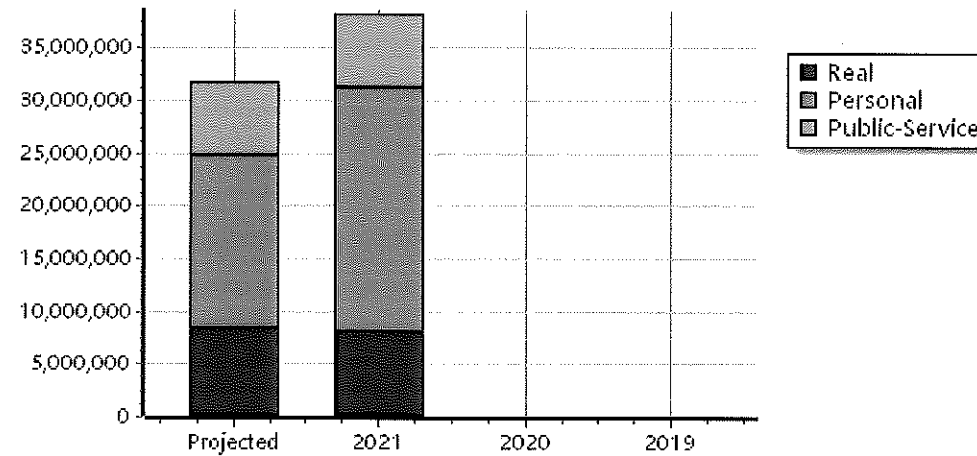
TIF Increment Value

Net Assessed		16,498,322
Net Assessed Under Protest	1	2,014,530

Public Service	Count	Value
Total PS Value	27	6,932,982

TIF Increment Value

Net Assessed		6,932,982
---------------------	--	------------------



District Totals

Total Gross Value	32,106,755
Homestead Loss	329,273
Other Exemption Loss	60,806
TIF Increment Value	
Retained TIF Value	
Net Assessed Value	31,716,676
Net Assessed Under Protest	2,014,530

* Public Service Protests Values are not included on this report.

Real	Count	Value
Agricultural	761	2,854,748
Commercial	78	611,735
Residential	1,149	4,815,762
Total Real Value	1,988	8,282,245
Homestead	432	436,509
Veteran	18	137,825
Other	0	0
Total Exempt	462	574,334

TIF Increment Value

Net Assessed 7,707,911

Net Assessed Under Protest

Senior Freeze	20	57,772
Capped Parcels	1,262	5,255,876

Personal	Count	Value
Agricultural	127	558,659
Commercial	106	5,108,206
Mobile Home	11	56,161
Total Personal	244	5,723,026
Total Exempt	10	2,000

TIF Increment Value

Net Assessed 5,721,026

Net Assessed Under Protest

Public Service	Count	Value
Total PS Value	31	4,654,663

TIF Increment Value

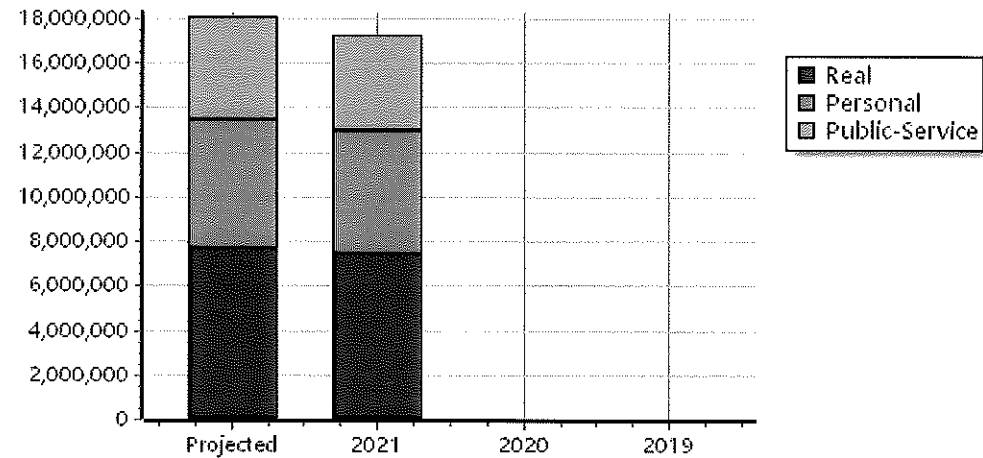
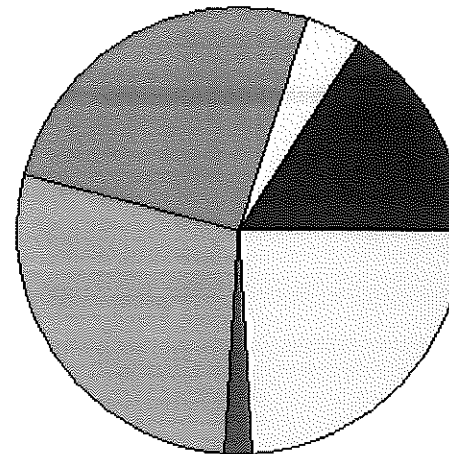
Net Assessed 4,654,663

District Totals

Total Gross Value	18,659,934
Homestead Loss	436,509
Other Exemption Loss	139,825
TIF Increment Value	
Retained TIF Value	
Net Assessed Value	18,083,600

Net Assessed Under Protest

* Public Service Protests Values are not included on this report.



Real	Count	Value
Agricultural	573	2,541,337
Commercial	59	592,728
Residential	588	3,981,082
Total Real Value	1,220	7,115,147
Homestead	298	302,055
Veteran	7	59,360
Other	0	0
Total Exempt	311	361,415

TIF Increment Value

Net Assessed 6,753,732

Net Assessed Under Protest

Senior Freeze	11	39,440
Capped Parcels	612	2,222,630

Personal	Count	Value
Agricultural	114	470,469
Commercial	91	6,924,839
Mobile Home	53	255,871
Total Personal	258	7,651,179
Total Exempt	12	2,245

TIF Increment Value

Net Assessed 7,648,934

Net Assessed Under Protest

Public Service	Count	Value
Total PS Value	38	4,307,666

TIF Increment Value

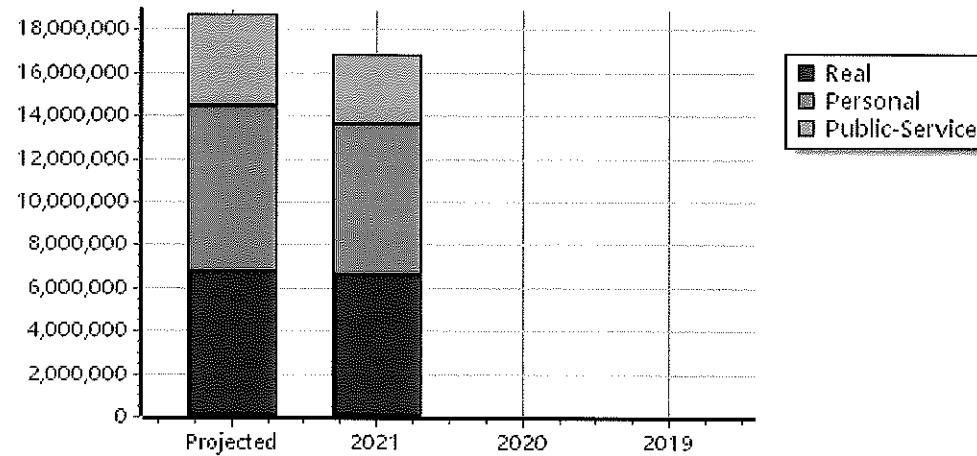
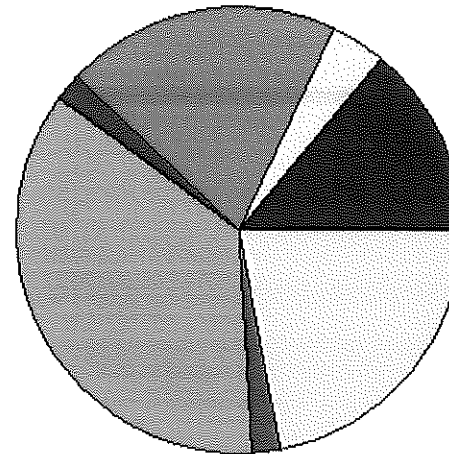
Net Assessed 4,307,666

District Totals

Total Gross Value	19,073,992
Homestead Loss	302,055
Other Exemption Loss	61,605
TIF Increment Value	
Retained TIF Value	
Net Assessed Value	18,710,332

Net Assessed Under Protest

* Public Service Protests Values are not included on this report.



Real	Count	Value
Agricultural	1	1,153
Commercial	0	0
Residential	0	0
Total Real Value	1	1,153
Homestead	0	0
Veteran	0	0
Other	0	0
Total Exempt	0	0

TIF Increment Value

Net Assessed 1,153

Net Assessed Under Protest

Senior Freeze	0	0
Capped Parcels	0	0

Personal	Count	Value
Agricultural	0	0
Commercial	2	2,810
Mobile Home	0	0
Total Personal	2	2,810
Total Exempt	0	0

TIF Increment Value

Net Assessed 2,810

Net Assessed Under Protest

Public Service	Count	Value
Total PS Value	1	42,951

TIF Increment Value

Net Assessed 42,951

District Totals

Total Gross Value 46,914

Homestead Loss 0

Other Exemption Loss 0

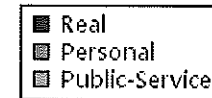
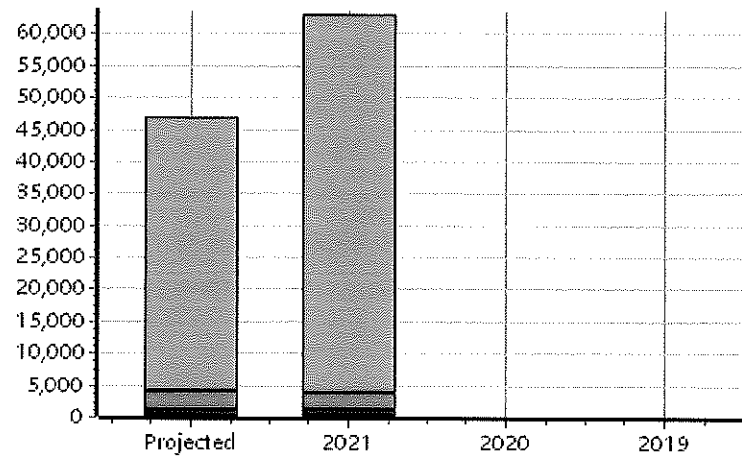
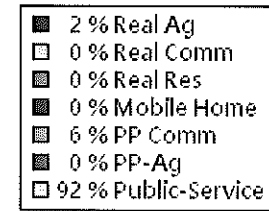
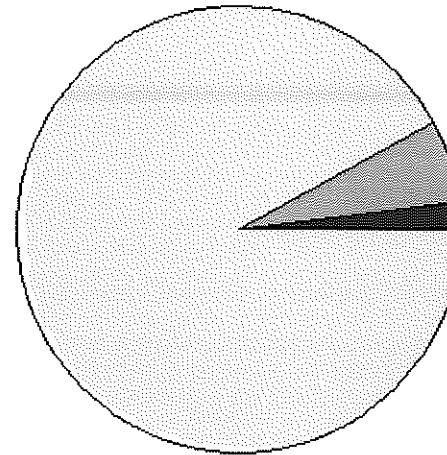
TIF Increment Value

Retained TIF Value

Net Assessed Value 46,914

Net Assessed Under Protest

* Public Service Protests Values are not included on this report.



Real	Count	Value
Agricultural	129	592,624
Commercial	0	0
Residential	40	598,725
Total Real Value	169	1,191,349
Homestead	29	29,000
Veteran	1	38,650
Other	0	0
Total Exempt	30	67,650

TIF Increment Value

Net Assessed 1,123,699

Net Assessed Under Protest

Senior Freeze	1	523
Capped Parcels	24	47,047

Personal	Count	Value
Agricultural	18	104,883
Commercial	12	1,991,401
Mobile Home	2	3,594
Total Personal	32	2,099,878
Total Exempt	4	1,194

TIF Increment Value

Net Assessed 2,098,684

Net Assessed Under Protest

Public Service	Count	Value
Total PS Value	4	16,279

TIF Increment Value

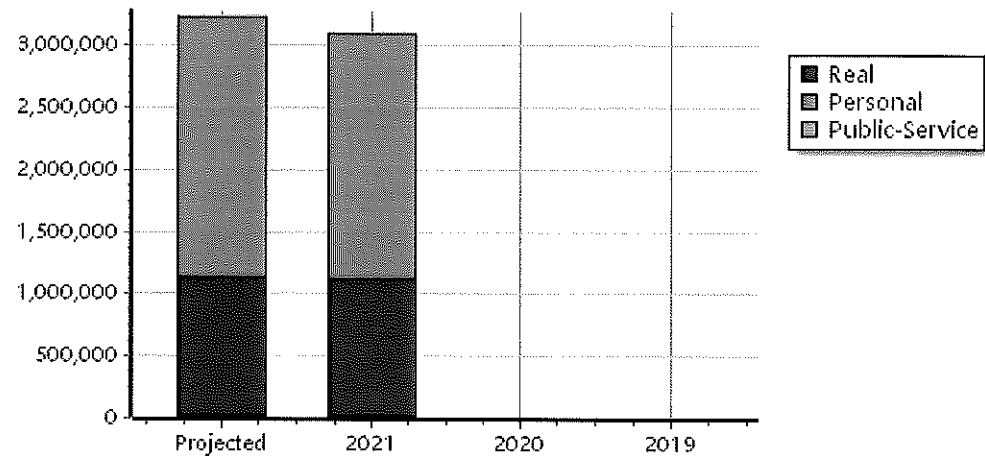
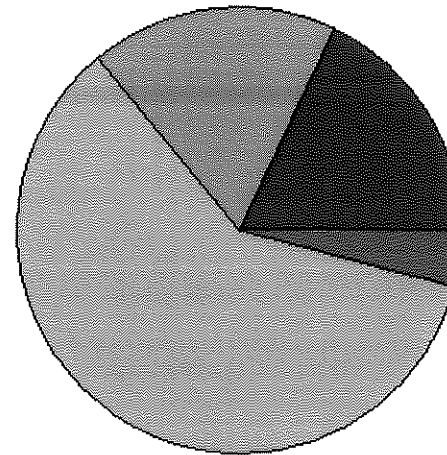
Net Assessed 16,279

District Totals

Total Gross Value	3,307,506
Homestead Loss	29,000
Other Exemption Loss	39,844
TIF Increment Value	
Retained TIF Value	
Net Assessed Value	3,238,662

Net Assessed Under Protest

* Public Service Protests Values are not included on this report.



Real	Count	Value
Agricultural	137	511,264
Commercial	0	0
Residential	28	240,725
Total Real Value	165	751,989
Homestead	28	27,435
Veteran	1	8,630
Other	0	0
Total Exempt	29	36,065

TIF Increment Value

Net Assessed 715,924

Net Assessed Under Protest

Senior Freeze	1	937
Capped Parcels	28	87,113

Personal	Count	Value
Agricultural	22	124,337
Commercial	3	1,455
Mobile Home	3	22,260
Total Personal	28	148,052
Total Exempt	0	0

TIF Increment Value

Net Assessed 148,052

Net Assessed Under Protest

Public Service	Count	Value
Total PS Value	5	254,760

TIF Increment Value

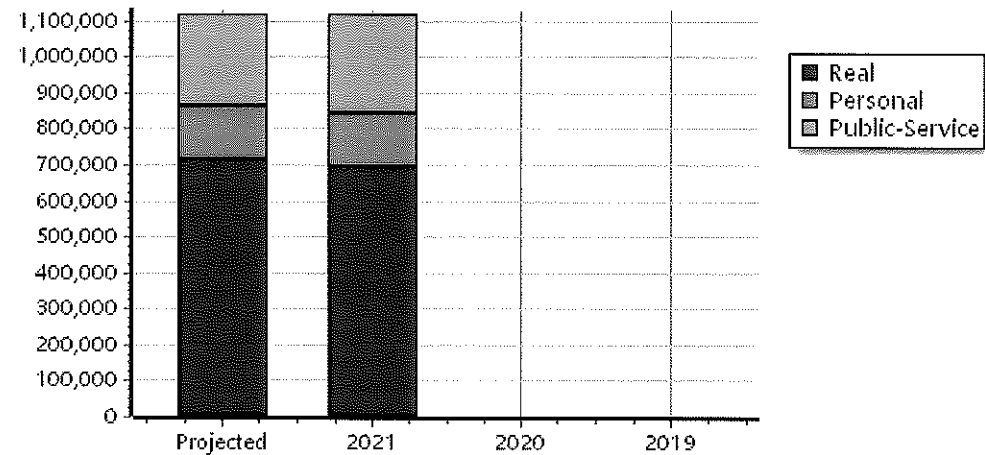
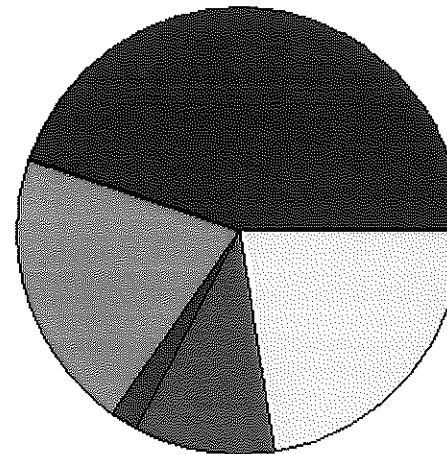
Net Assessed 254,760

District Totals

Total Gross Value	1,154,801
Homestead Loss	27,435
Other Exemption Loss	8,630
TIF Increment Value	
Retained TIF Value	
Net Assessed Value	1,118,736

Net Assessed Under Protest

* Public Service Protests Values are not included on this report.



Real	Count	Value
Agricultural	68	425,161
Commercial	2	9,866
Residential	31	479,702
Total Real Value	101	914,729
Homestead	21	20,787
Veteran	0	0
Other	0	0
Total Exempt	21	20,787

TIF Increment Value

Net Assessed 893,942

Net Assessed Under Protest

Senior Freeze	0	0
Capped Parcels	36	192,676

Personal	Count	Value
Agricultural	18	90,490
Commercial	9	385,467
Mobile Home	2	11,203
Total Personal	29	487,160
Total Exempt	1	200

TIF Increment Value

Net Assessed 486,960

Net Assessed Under Protest

Public Service	Count	Value
Total PS Value	10	1,324,710

TIF Increment Value

Net Assessed 1,324,710

District Totals

Total Gross Value	2,726,599
Homestead Loss	20,787
Other Exemption Loss	200

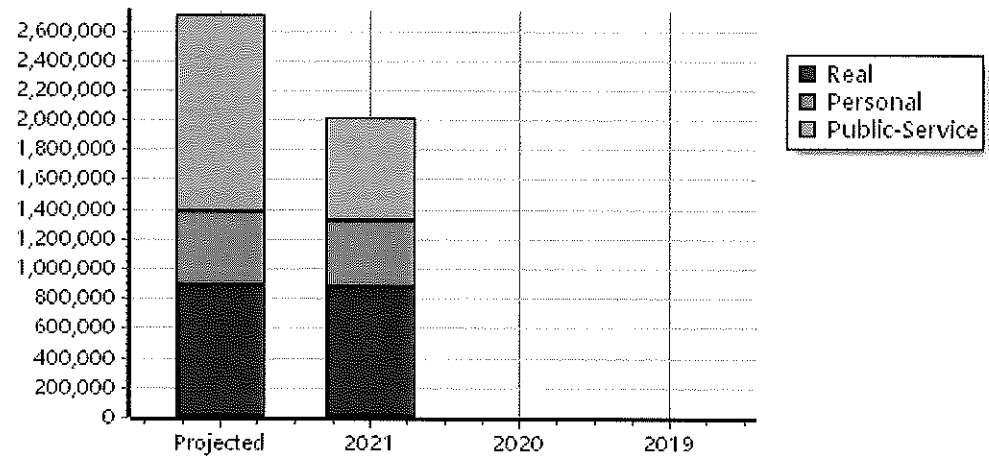
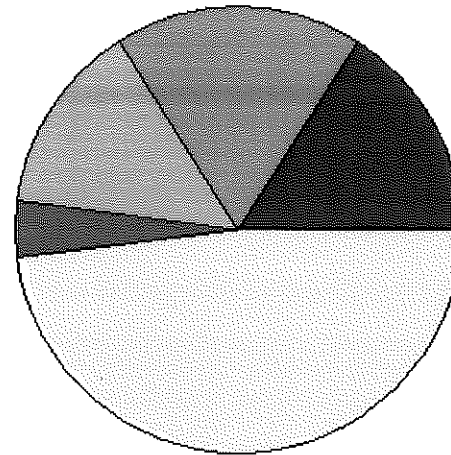
TIF Increment Value

Retained TIF Value

Net Assessed Value 2,705,612

Net Assessed Under Protest

* Public Service Protests Values are not included on this report.



Real	Count	Value
Agricultural	1,894	7,938,077
Commercial	307	2,954,529
Residential	2,313	12,897,759
Total Real Value	4,514	23,790,365
Homestead	982	1,001,775
Veteran	22	205,858
Other	0	0
Total Exempt	1,033	1,207,633

TIF Increment Value

Net Assessed		22,582,732
Net Assessed Under Protest	0	0
Senior Freeze	58	71,836
Capped Parcels	1,099	4,151,026

Personal	Count	Value
Agricultural	292	3,255,090
Commercial	217	15,836,540
Mobile Home	45	140,177
Total Personal	554	19,231,807
Total Exempt	20	3,820

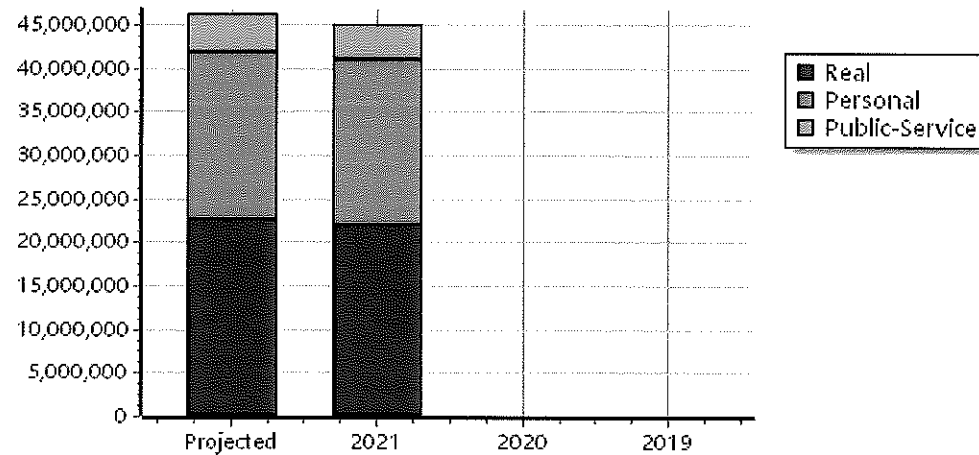
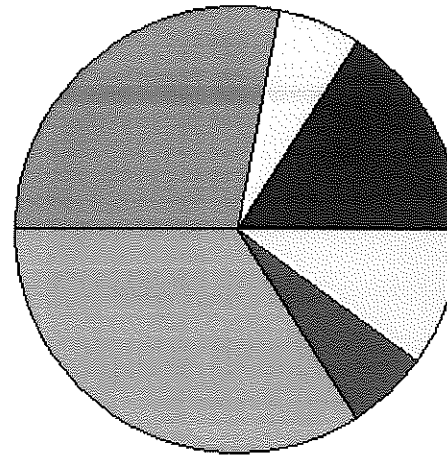
TIF Increment Value

Net Assessed		19,227,987
Net Assessed Under Protest	1	2,217,095

Public Service	Count	Value
Total PS Value	42	4,425,937

TIF Increment Value

Net Assessed		4,425,937
---------------------	--	------------------



District Totals	
Total Gross Value	47,448,109
Homestead Loss	1,001,775
Other Exemption Loss	209,678
TIF Increment Value	
Retained TIF Value	
Net Assessed Value	46,236,656
Net Assessed Under Protest	2,217,095

* Public Service Protests Values are not included on this report.

Real	Count	Value
Agricultural	209	920,451
Commercial	28	602,028
Residential	99	914,014
Total Real Value	336	2,436,493
Homestead	66	65,943
Veteran	1	5,593
Other	0	0
Total Exempt	67	71,536

TIF Increment Value

Net Assessed 2,364,957

Net Assessed Under Protest

Senior Freeze	1	19,652
Capped Parcels	132	487,069

Personal	Count	Value
Agricultural	30	163,700
Commercial	45	10,881,181
Mobile Home	72	216,803
Total Personal	147	11,261,684
Total Exempt	11	8,857

TIF Increment Value

Net Assessed 11,252,827

Net Assessed Under Protest

Public Service	Count	Value
Total PS Value	13	716,273

TIF Increment Value

Net Assessed 716,273

District Totals

Total Gross Value	14,414,450
Homestead Loss	65,943
Other Exemption Loss	14,450

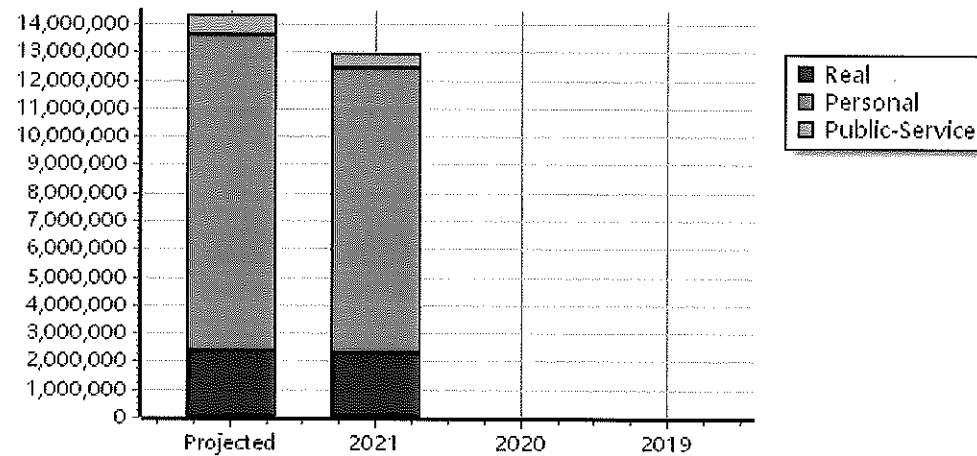
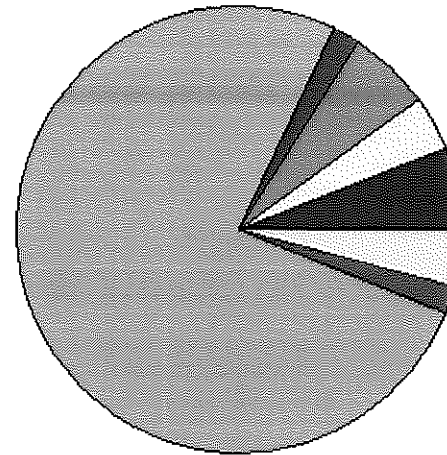
TIF Increment Value

Retained TIF Value

Net Assessed Value 14,334,057

Net Assessed Under Protest

* Public Service Protests Values are not included on this report.



Real	Count	Value
Agricultural	7	45,649
Commercial	0	0
Residential	0	0
Total Real Value	7	45,649
Homestead	0	0
Veteran	0	0
Other	0	0
Total Exempt	0	0

TIF Increment Value

Net Assessed 45,649

Net Assessed Under Protest

Senior Freeze	0	0
Capped Parcels	0	0

Personal	Count	Value
Agricultural	1	5,800
Commercial	0	0
Mobile Home	0	0
Total Personal	1	5,800
Total Exempt	0	0

TIF Increment Value

Net Assessed 5,800

Net Assessed Under Protest

Public Service	Count	Value
Total PS Value	1	837

TIF Increment Value

Net Assessed 837

District Totals

Total Gross Value 52,286

Homestead Loss 0

Other Exemption Loss 0

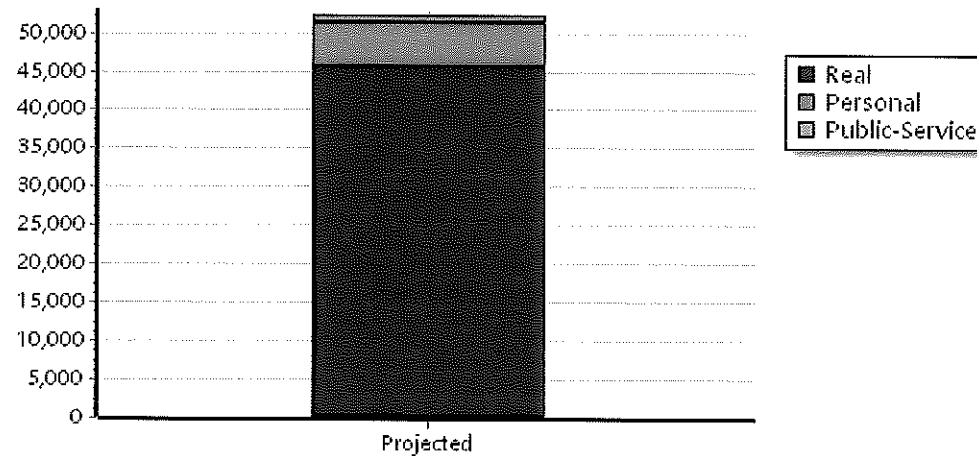

TIF Increment Value

Retained TIF Value

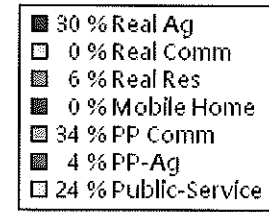
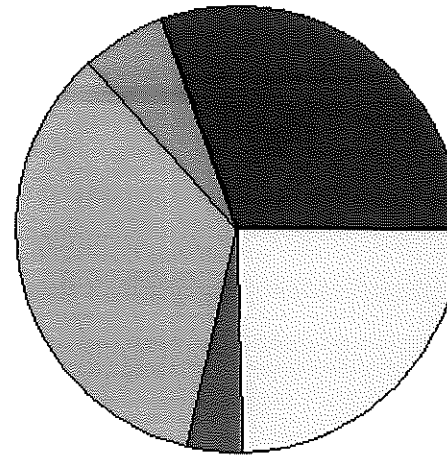
Net Assessed Value 52,286

Net Assessed Under Protest

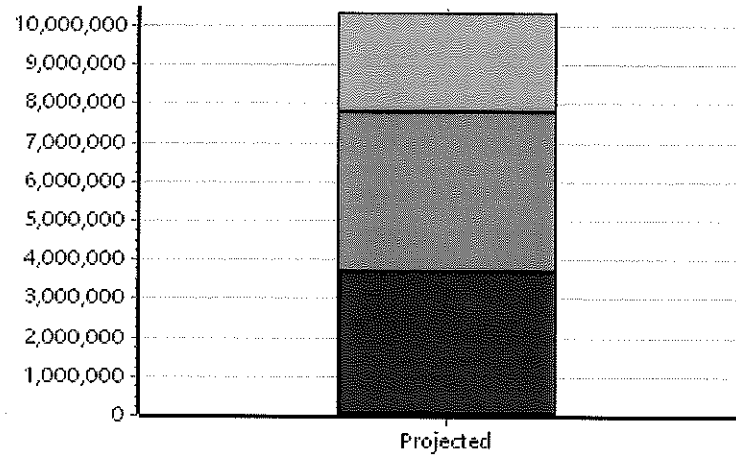
* Public Service Protests Values are not included on this report.



Real	Count	Value
Agricultural	753	3,087,374
Commercial	1	282
Residential	96	718,142
Total Real Value	850	3,805,798
Homestead	81	80,249
Veteran	4	53,254
Other	0	0
Total Exempt	85	133,503
TIF Increment Value		
Net Assessed		3,672,295
Net Assessed Under Protest	0	0
Senior Freeze	3	16,985
Capped Parcels	107	276,152



Personal	Count	Value
Agricultural	77	507,018
Commercial	15	3,563,209
Mobile Home	5	34,870
Total Personal	97	4,105,097
Total Exempt	4	800
TIF Increment Value		
Net Assessed		4,104,297
Net Assessed Under Protest	1	1,329,076
Public Service		
Total PS Value	15	2,558,120
TIF Increment Value		
Net Assessed		2,558,120



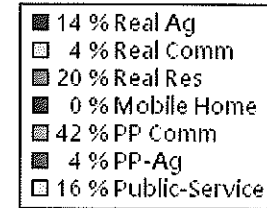
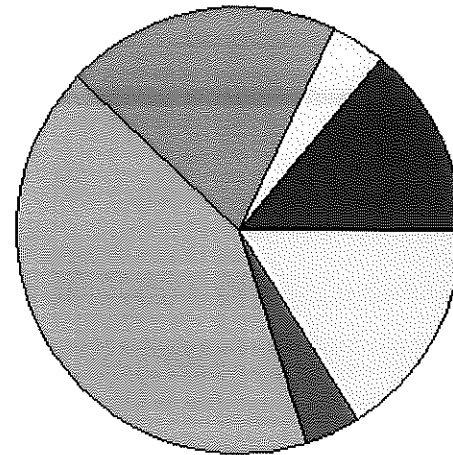
District Totals	
Total Gross Value	10,469,015
Homestead Loss	80,249
Other Exemption Loss	54,054
TIF Increment Value	
Retained TIF Value	
Net Assessed Value	10,334,712
Net Assessed Under Protest	1,329,076

* Public Service Protests Values are not included on this report.

Real	Count	Value
Agricultural	4,753	20,175,827
Commercial	564	5,181,881
Residential	5,034	27,043,252
Total Real Value	10,351	52,400,960
Homestead	2,153	2,185,342
Veteran	57	502,120
Other	0	0
Total Exempt	2,265	2,687,462

TIF Increment Value


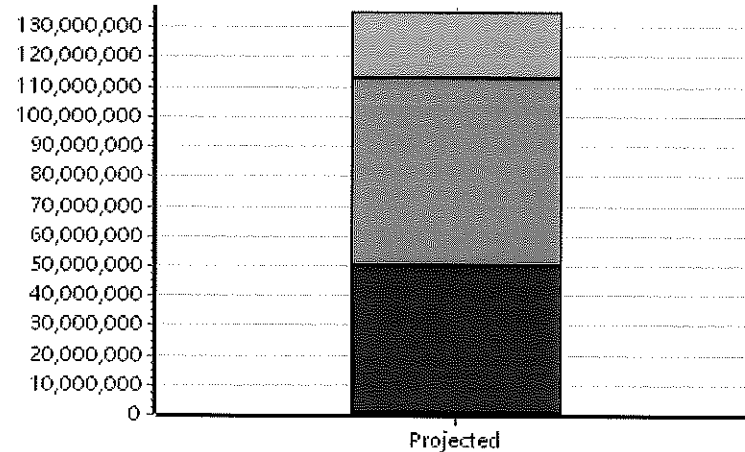
Net Assessed		49,713,498
Net Assessed Under Protest	0	0
Senior Freeze	110	228,083
Capped Parcels	3,605	13,142,366



Personal	Count	Value
Agricultural	727	5,524,304
Commercial	561	56,680,058
Mobile Home	200	757,476
Total Personal	1,488	62,961,838
Total Exempt	71	24,288

TIF Increment Value

Net Assessed		62,937,550
Net Assessed Under Protest	2	4,231,625



Public Service	Count	Value
Total PS Value	166	22,421,461

TIF Increment Value

Net Assessed		22,421,461
---------------------	--	-------------------

District Totals

Total Gross Value	137,784,259
Homestead Loss	2,185,342
Other Exemption Loss	526,408

TIF Increment Value

Retained TIF Value

Net Assessed Value	135,072,509
---------------------------	--------------------

Net Assessed Under Protest	4,231,625
-----------------------------------	------------------

* Public Service Protests Values are not included on this report.